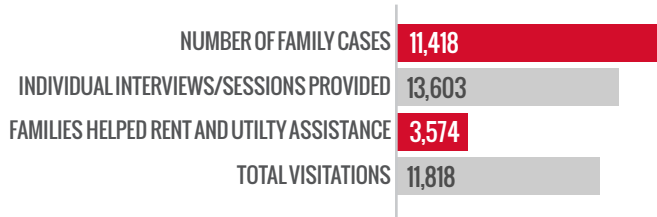


AT A GLANCE

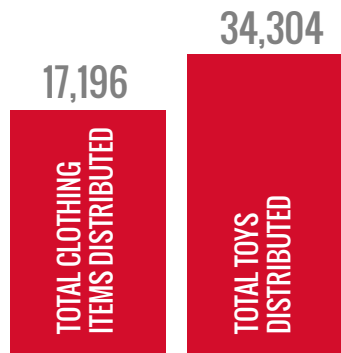
(Fiscal year: October 1 to September 30)

* FY 2016 Statistics

LIVES TOUCHED



1,350
DAYS OF CAMP
PROVIDED



Thanks to your contributions last year

54,324

total men, women and children
were helped in METRO ATLANTA

157,942
MEALS
PROVIDED

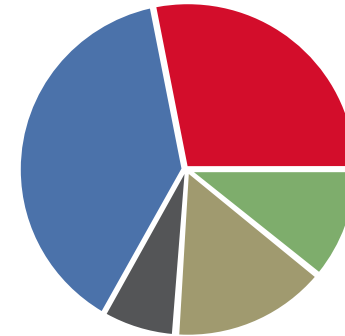
14,076
FOOD PANTRY
ORDERS

144,503
NIGHTS OF
SHELTER

66,062
VOLUNTEER
HOURS

* FY 2015 Financials

FINANCIAL HIGHLIGHTS



OPERATING EXPENSES

- \$6,378,100 Social services (28%)
- \$8,928,886 Corps community center (39%)
- \$1,522,208 Management and general (7%)
- \$3,285,820 Fund raising (14%)
- \$2,669,714 Residential services (12%)

\$22,784,728 Total operating expenses