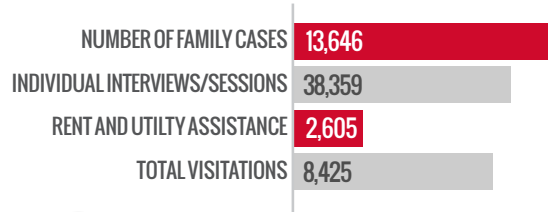


# AT A GLANCE

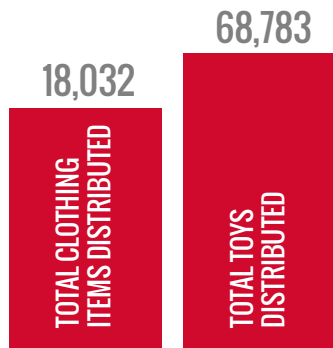
(Fiscal year: October 1 to September 30)

FY 2017 Statistics

## LIVES TOUCHED



**619**  
DAYS OF CAMP PROVIDED



Thanks to your contributions last year

**57,366**

total men, women and children

were helped in METRO ATLANTA

**149,528**  
**MEALS PROVIDED**



**11,505**  
**FOOD PANTRY ORDERS**



**146,029**  
**NIGHTS OF SHELTER**

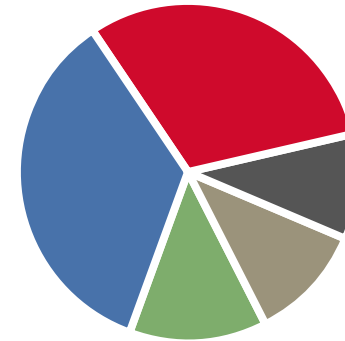


**58,526**  
**VOLUNTEER HOURS**



\* FY 2017 Financials (unaudited)

## FINANCIAL HIGHLIGHTS



## OPERATING EXPENSES

- \$7,174,847 Social services (35%)
  - \$6,531,521 Corps community center (31%)
  - \$2,741,938 Residential services (13%)
  - \$2,388,758 Fund raising (11%)
  - \$2,012,610 Management and general (10%)
- 
- \$20,849,674 Total operating expenses