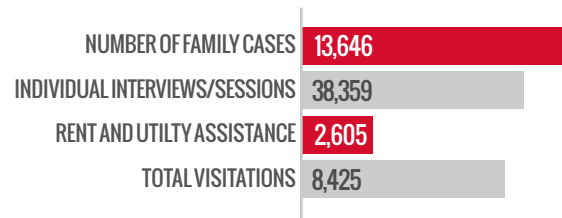


# AT A GLANCE

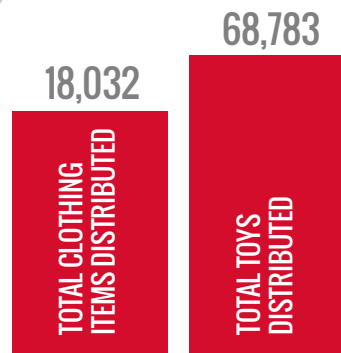
(Fiscal year: October 1 to September 30)

FY 2017 Statistics

## LIVES TOUCHED



**619**  
DAYS OF CAMP  
PROVIDED



Thanks to your contributions last year

**57,366**

total men, women and children  
were helped in METRO ATLANTA

**149,528**  
MEALS  
PROVIDED



**11,505**  
FOOD PANTRY  
ORDERS



**146,029**  
NIGHTS OF  
SHELTER

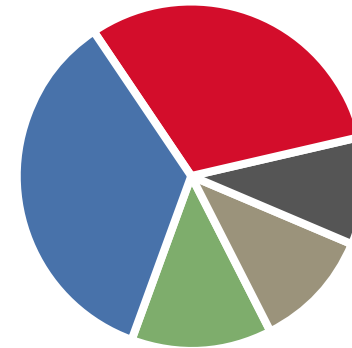


**58,526**  
VOLUNTEER  
HOURS



FY 2017 Financials

## FINANCIAL HIGHLIGHTS



## OPERATING EXPENSES

- \$8,649,660 Social services (38%)
- \$6,719,326 Corps community center (29%)
- \$2,826,393 Residential services (13%)
- \$2,388,658 Fund raising (11%)
- \$1,989,664 Management and general (9%)

**\$22,573,701** Total operating expenses

Metro Atlanta Area Command

updated April 15, 2018